

# **ACADEMIC REGULATIONS COURSE STRUCTURE AND DETAILED SYLLABUS**

**For  
M.Tech. MECHANICAL BRANCH**

**Common for Specialization of :**

**MACHINE DESIGN &  
MECHANICAL ENGINEERING DESIGN**



**JAWAHARLAL NEHRU TECHNOLOGICAL UNIVERSITY KAKINADA  
KAKINADA - 533 003, Andhra Pradesh, India**



**ACADEMIC REGULATIONS R13 FOR M. Tech (REGULAR)**  
**DEGREE COURSE**

Applicable for the students of M. Tech (Regular) Course from the Academic Year 2013-14 onwards

The M. Tech Degree of Jawaharlal Nehru Technological University Kakinada shall be conferred on candidates who are admitted to the program and who fulfil all the requirements for the award of the Degree.

**1.0 ELIGIBILITY FOR ADMISSIONS**

Admission to the above program shall be made subject to eligibility, qualification and specialization as prescribed by the University from time to time.

Admissions shall be made on the basis of merit/rank obtained by the candidates at the qualifying Entrance Test conducted by the University or on the basis of any other order of merit as approved by the University, subject to reservations as laid down by the Govt. from time to time.

**2.0 AWARD OF M. Tech DEGREE**

- 2.1 A student shall be declared eligible for the award of the M. Tech Degree, if he pursues a course of study in not less than two and not more than four academic years.
- 2.2 The student shall register for all 80 credits and secure all the 80 credits.
- 2.3 The minimum instruction days in each semester are 90.

**3.0 A. COURSES OF STUDY**

The following specializations are offered at present for the M. Tech course of study.

1. M.Tech- Structural Engineering
2. M.Tech- Transportation Engineering
3. M.Tech- Infrastructure Engineering & Management
4. ME- Soil Mechanics and Foundation Engineering
5. M.Tech- Environmental Engineering
6. M.Tech-Geo-Informatics
7. M.Tech-Spatial Information Technology

8. M.Tech- Civil Engineering
9. M.Tech -Geo-Technical Engineering
10. M.Tech- Remote Sensing
11. M.Tech- Power Electronics
12. M.Tech- Power & Industrial Drives
13. M.Tech- Power Electronics & Electrical Drives
14. M.Tech- Power System Control & Automation
15. M.Tech- Power Electronics & Drives
16. M.Tech- Power Systems
17. M.Tech- Power Systems Engineering
18. M.Tech- High Voltage Engineering
19. M.Tech- Power Electronics and Power Systems
20. M.Tech- Power System and Control
21. M.Tech- Power Electronics & Systems
22. M.Tech- Electrical Machines and Drives
23. M.Tech- Advanced Power Systems
24. M.Tech- Power Systems with Emphasis on High Voltage Engineering
25. M.Tech- Control Engineering
26. M.Tech- Control Systems
27. M.Tech- Electrical Power Engineering
28. M.Tech- Power Engineering & Energy System
29. M.Tech- Thermal Engineering
30. M.Tech- CAD/CAM
31. M.Tech- Machine Design
32. M.Tech- Computer Aided Design and Manufacture
33. M.Tech- Advanced Manufacturing Systems
34. M.Tech-Computer Aided Analysis & Design
35. M.Tech- Mechanical Engineering Design
36. M.Tech- Systems and Signal Processing
37. M.Tech- Digital Electronics and Communication Systems
38. M.Tech- Electronics & Communications Engineering
39. M.Tech- Communication Systems
40. M.Tech- Communication Engineering & Signal Processing
41. M.Tech- Microwave and Communication Engineering
42. M.Tech- Telematics

- 
43. M.Tech- Digital Systems & Computer Electronics
  44. M.Tech- Embedded System
  45. M.Tech- VLSI
  46. M.Tech- VLSI Design
  47. M.Tech- VLSI System Design
  48. M.Tech- Embedded System & VLSI Design
  49. M.Tech- VLSI & Embedded System
  50. M.Tech- VLSI Design & Embedded Systems
  51. M.Tech- Image Processing
  52. M.Tech- Digital Image Processing
  53. M.Tech- Computers & Communication
  54. M.Tech- Computers & Communication Engineering
  55. M.Tech- Instrumentation & Control Systems
  56. M.Tech – VLSI & Micro Electronics
  57. M.Tech – Digital Electronics & Communication Engineering
  58. M.Tech- Embedded System & VLSI
  59. M.Tech- Computer Science & Engineering
  60. M.Tech- Computer Science
  61. M.Tech- Computer Science & Technology
  62. M.Tech- Computer Networks
  63. M.Tech- Computer Networks & Information Security
  64. M.Tech- Information Technology
  65. M.Tech- Software Engineering
  66. M.Tech- Neural Networks
  67. M.Tech- Chemical Engineering
  68. M.Tech- Biotechnology
  69. M.Tech- Nano Technology
  70. M.Tech- Food Processing
  71. M.Tech- Avionics

and any other course as approved by AICTE/ University from time to time.

**3.0 B. Departments offering M. Tech Programmes with specializations are noted below:**

<b>Civil Engg.</b>	<ol style="list-style-type: none"> <li>1. M.Tech- Structural Engineering</li> <li>2. M.Tech- Transportation Engineering</li> <li>3. M.Tech- Infrastructure Engineering &amp; Management</li> <li>4. ME- Soil Mechanics and Foundation Engineering</li> <li>5. M.Tech- Environmental Engineering</li> <li>6. M.Tech-Geo-Informatics</li> <li>7. M.Tech-Spatial Information Technology</li> <li>8. M.Tech- Civil Engineering</li> <li>9. M.Tech -Geo-Technical Engineering</li> <li>10. M.Tech- Remote Sensing</li> </ol>
<b>EEE</b>	<ol style="list-style-type: none"> <li>1. M.Tech- Power Electronics</li> <li>2. M.Tech- Power &amp; Industrial Drives</li> <li>3. M.Tech- Power Electronics &amp; Electrical Drives</li> <li>4. M.Tech- Power System Control &amp; Automation</li> <li>5. M.Tech- Power Electronics &amp; Drives</li> <li>6. M.Tech- Power Systems</li> <li>7. M.Tech- Power Systems Engineering</li> <li>8. M.Tech- High Voltage Engineering</li> <li>9. M.Tech- Power Electronics and Power Systems</li> <li>10. M.Tech- Power System and Control</li> <li>11. M.Tech- Power Electronics &amp; Systems</li> <li>12. M.Tech- Electrical Machines and Drives</li> <li>13. M.Tech- Advanced Power Systems</li> <li>14. M.Tech- Power Systems with Emphasis on High Voltage Engineering</li> <li>15. M.Tech- Control Engineering</li> <li>16. M.Tech- Control Systems</li> <li>17. M.Tech- Electrical Power Engineering</li> <li>18. M.Tech- Power Engineering &amp; Energy System</li> </ol>
<b>ME</b>	<ol style="list-style-type: none"> <li>1. M.Tech- Thermal Engineering</li> <li>2. M.Tech- CAD/CAM</li> <li>3. M.Tech- Machine Design</li> <li>4. M.Tech- Computer Aided Design and Manufacture</li> <li>5. M.Tech- Advanced Manufacturing Systems</li> <li>6. M.Tech-Computer Aided Analysis &amp; Design</li> <li>7. M.Tech- Mechanical Engineering Design</li> </ol>

<b>ECE</b>	<ol style="list-style-type: none"><li>1. M.Tech- Systems and Signal Processing</li><li>2. M.Tech- Digital Electronics and Communication Systems</li><li>3. M.Tech- Electronics &amp; Communications Engineering</li><li>4. M.Tech- Communication Systems</li><li>5. M.Tech- Communication Engineering &amp; Signal Processing</li><li>6. M.Tech- Microwave and Communication Engineering</li><li>7. M.Tech- Telematics</li><li>8. M.Tech- Digital Systems &amp; Computer Electronics</li><li>9. M.Tech- Embedded System</li><li>10. M.Tech- VLSI</li><li>11. M.Tech- VLSI Design</li><li>12. M.Tech- VLSI System Design</li><li>13. M.Tech- Embedded System &amp; VLSI Design</li><li>14. M.Tech- VLSI &amp; Embedded System</li><li>15. M.Tech- VLSI Design &amp; Embedded Systems</li><li>16. M.Tech- Image Processing</li><li>17. M.Tech- Digital Image Processing</li><li>18. M.Tech- Computers &amp; Communication</li><li>19. M.Tech- Computers &amp; Communication Engineering</li><li>20. M.Tech- Instrumentation &amp; Control Systems</li><li>21. M.Tech – VLSI &amp; Micro Electronics</li><li>22. M.Tech – Digital Electronics &amp; Communication Engineering</li><li>23. M.Tech- Embedded System &amp; VLSI</li></ol>
<b>CSE</b>	<ol style="list-style-type: none"><li>1. M.Tech- Computer Science &amp; Engineering</li><li>2. M.Tech- Computer Science</li><li>3. M.Tech- Computer Science &amp; Technology</li><li>4. M.Tech- Computer Networks</li><li>5. M.Tech- Computer Networks &amp; Information Security</li><li>6. M.Tech- Information Technology</li><li>7. M.Tech- Software Engineering</li><li>8. M.Tech- Neural Networks</li></ol>
<b>Others</b>	<ol style="list-style-type: none"><li>1. M.Tech- Chemical Engineering</li><li>2. M.Tech- Biotechnology</li><li>3. M.Tech- Nano Technology</li><li>4. M.Tech- Food Processing</li><li>5. M.Tech- Avionics</li></ol>

#### 4.0 ATTENDANCE

- 4.1 A student shall be eligible to write University examinations if he acquires a minimum of 75% of attendance in aggregate of all the subjects.
- 4.2 Condonation of shortage of attendance in aggregate up to 10% (65% and above and below 75%) in each semester shall be granted by the College Academic Committee.
- 4.3 Shortage of Attendance below 65% in aggregate shall not be condoned.
- 4.4 Students whose shortage of attendance is not condoned in any semester are not eligible to write their end semester examination of that class.
- 4.5 A prescribed fee shall be payable towards condonation of shortage of attendance.
- 4.6 A student shall not be promoted to the next semester unless he satisfies the attendance requirement of the present semester, as applicable. They may seek readmission into that semester when offered next. If any candidate fulfills the attendance requirement in the present semester, he shall not be eligible for readmission into the same class.

#### 5.0 EVALUATION

The performance of the candidate in each semester shall be evaluated subject-wise, with a maximum of 100 marks for theory and 100 marks for practicals, on the basis of Internal Evaluation and End Semester Examination.

- 5.1 For the theory subjects 60 marks shall be awarded based on the performance in the End Semester Examination and 40 marks shall be awarded based on the Internal Evaluation. The internal evaluation shall be made based on the **average** of the marks secured in the two Mid Term-Examinations conducted-one in the middle of the Semester and the other immediately after the completion of instruction. Each mid term examination shall be conducted for a total duration of 120 minutes with 4 questions (without choice) each question for 10 marks. End semester examination is conducted for 60 marks for 5 questions to be answered out of 8 questions.



- 5.2 For practical subjects, 60 marks shall be awarded based on the performance in the End Semester Examinations and 40 marks shall be awarded based on the day-to-day performance as Internal Marks.
- 5.3 There shall be two seminar presentations during III semester and IV semester. For seminar, a student under the supervision of a faculty member, shall collect the literature on a topic and critically review the literature and submit it to the department in a report form and shall make an oral presentation before the Project Review Committee consisting of Head of the Department, Supervisor and two other senior faculty members of the department. For each Seminar there will be only internal evaluation of 50 marks. A candidate has to secure a minimum of 50% of marks to be declared successful.
- 5.4 A candidate shall be deemed to have secured the minimum academic requirement in a subject if he secures a minimum of 40% of marks in the End semester Examination and a minimum aggregate of 50% of the total marks in the End Semester Examination and Internal Evaluation taken together.
- 5.5 In case the candidate does not secure the minimum academic requirement in any subject (as specified in 5.4) he has to reappear for the End semester Examination in that subject. A candidate shall be given one chance to re-register for each subject provided the internal marks secured by a candidate are less than 50% and has failed in the end examination. In such a case, the candidate must re-register for the subject(s) and secure the required minimum attendance. The candidate's attendance in the re-registered subject(s) shall be calculated separately to decide upon his eligibility for writing the end examination in those subject(s). In the event of the student taking another chance, his internal marks and end examination marks obtained in the previous attempt stand cancelled. For re-registration the candidates have to apply to the University through the college by paying the requisite fees and get approval from the University before the start of the semester in which re-registration is required.

- 5.6 In case the candidate secures less than the required attendance in any re registered subject (s), he shall not be permitted to write the End Examination in that subject. He shall again re-register the subject when next offered.
- 5.7 Laboratory examination for M. Tech. courses must be conducted with two Examiners, one of them being the Laboratory Class Teacher or teacher of the respective college and the second examiner shall be appointed by the university from the panel of examiners submitted by the respective college.

## **6.0 EVALUATION OF PROJECT/DISSERTATION WORK**

Every candidate shall be required to submit a thesis or dissertation on a topic approved by the Project Review Committee.

- 6.1 A Project Review Committee (PRC) shall be constituted with Head of the Department and two other senior faculty members.
- 6.2 Registration of Project Work: A candidate is permitted to register for the project work after satisfying the attendance requirement of all the subjects, both theory and practical.
- 6.3 After satisfying 6.2, a candidate has to submit, in consultation with his project supervisor, the title, objective and plan of action of his project work for approval. The student can initiate the Project work, only after obtaining the approval from the Project Review Committee (PRC).
- 6.4 If a candidate wishes to change his supervisor or topic of the project, he can do so with the approval of the Project Review Committee (PRC). However, the Project Review Committee (PRC) shall examine whether or not the change of topic/supervisor leads to a major change of his initial plans of project proposal. If yes, his date of registration for the project work starts from the date of change of Supervisor or topic as the case may be.
- 6.5 A candidate shall submit his status report in two stages at least with a gap of 3 months between them.
- 6.6 The work on the project shall be initiated at the beginning of the II year and the duration of the project is two semesters. A candidate is permitted to submit Project Thesis only after

successful completion of theory and practical course with the approval of PRC not earlier than 40 weeks from the date of registration of the project work. The candidate has to pass all the theory and practical subjects before submission of the Thesis.

- 6.7 Three copies of the Project Thesis certified by the supervisor shall be submitted to the College/School/Institute.
- 6.8 The thesis shall be adjudicated by one examiner selected by the University. For this, the Principal of the College shall submit a panel of 5 examiners, eminent in that field, with the help of the guide concerned and head of the department.
- 6.9 If the report of the examiner is not favourable, the candidate shall revise and resubmit the Thesis, in the time frame as decided by the PRC. If the report of the examiner is unfavorable again, the thesis shall be summarily rejected. The candidate has to re-register for the project and complete the project within the stipulated time after taking the approval from the University.
- 6.10 If the report of the examiner is favourable, Viva-Voce examination shall be conducted by a board consisting of the Supervisor, Head of the Department and the examiner who adjudicated the Thesis. The Board shall jointly report the candidate's work as one of the following:
  - A. Excellent
  - B. Good
  - C. Satisfactory
  - D. Unsatisfactory

The Head of the Department shall coordinate and make arrangements for the conduct of Viva-Voce examination.

- 6.11 If the report of the Viva-Voce is unsatisfactory, the candidate shall retake the Viva-Voce examination only after three months. If he fails to get a satisfactory report at the second Viva-Voce examination, the candidate has to re-register for the project and complete the project within the stipulated time after taking the approval from the University.

## **7.0 AWARD OF DEGREE AND CLASS**

After a student has satisfied the requirements prescribed for the completion of the program and is eligible for the award of M. Tech. Degree he shall be placed in one of the following four classes:

<b>Class Awarded</b>	<b>% of marks to be secured</b>
First Class with Distinction	70% and above (Without any Supplementary Appearance )
First Class	Below 70% but not less than 60% 70% and above (With any Supplementary Appearance )
Second Class	Below 60% but not less than 50%

The marks in internal evaluation and end examination shall be shown separately in the memorandum of marks.

## **8.0 WITHHOLDING OF RESULTS**

If the student has not paid the dues, if any, to the university or if any case of indiscipline is pending against him, the result of the student will be withheld. His degree will be withheld in such cases.

## **4.0 TRANSITORY REGULATIONS (for R09)**

- 9.1 Discontinued or detained candidates are eligible for re-admission into same or equivalent subjects at a time as and when offered.
- 9.2 The candidate who fails in any subject will be given two chances to pass the same subject; otherwise, he has to identify an equivalent subject as per R13 academic regulations.

## **10. GENERAL**

- 10.1 Wherever the words “he”, “him”, “his”, occur in the regulations, they include “she”, “her”, “hers”.
- 10.2 The academic regulation should be read as a whole for the purpose of any interpretation.
- 10.3 In the case of any doubt or ambiguity in the interpretation of the above rules, the decision of the Vice-Chancellor is final.
- 10.4 The University may change or amend the academic regulations or syllabi at any time and the changes or amendments made shall be applicable to all the students with effect from the dates notified by the University.

**MALPRACTICES RULES****DISCIPLINARY ACTION FOR / IMPROPER CONDUCT IN  
EXAMINATIONS**

	<b>Nature of Malpractices/ Improper conduct</b>	<b>Punishment</b>
	<i>If the candidate:</i>	
1. (a)	Possesses or keeps accessible in examination hall, any paper, note book, programmable calculators, Cell phones, pager, palm computers or any other form of material concerned with or related to the subject of the examination (theory or practical) in which he is appearing but has not made use of (material shall include any marks on the body of the candidate which can be used as an aid in the subject of the examination)	Expulsion from the examination hall and cancellation of the performance in that subject only.
(b)	Gives assistance or guidance or receives it from any other candidate orally or by any other body language methods or communicates through cell phones with any candidate or persons in or outside the exam hall in respect of any matter.	Expulsion from the examination hall and cancellation of the performance in that subject only of all the candidates involved. In case of an outsider, he will be handed over to the police and a case is registered against him.
2.	Has copied in the examination hall from any paper, book, programmable calculators, palm computers or any other form of material relevant to the subject of the examination	Expulsion from the examination hall and cancellation of the performance in that subject and all other subjects the candidate has already appeared including practical examinations and project

	(theory or practical) in which the candidate is appearing.	work and shall not be permitted to appear for the remaining examinations of the subjects of that Semester/year. The Hall Ticket of the candidate is to be cancelled and sent to the University.
3.	Impersonates any other candidate in connection with the examination.	The candidate who has impersonated shall be expelled from examination hall. The candidate is also debarred and forfeits the seat. The performance of the original candidate who has been impersonated, shall be cancelled in all the subjects of the examination (including practicals and project work) already appeared and shall not be allowed to appear for examinations of the remaining subjects of that semester/year. The candidate is also debarred for two consecutive semesters from class work and all University examinations. The continuation of the course by the candidate is subject to the academic regulations in connection with forfeiture of seat. If the imposter is an outsider, he will be handed over to the police and a case is registered against him.
4.	Smuggles in the Answer book or additional sheet or takes out or arranges to send out the question paper during the examination or answer book or additional sheet, during or after	Expulsion from the examination hall and cancellation of performance in that subject and all the other subjects the candidate has already appeared including practical examinations and project work and

	the examination.	shall not be permitted for the remaining examinations of the subjects of that semester/year. The candidate is also debarred for two consecutive semesters from class work and all University examinations. The continuation of the course by the candidate is subject to the academic regulations in connection with forfeiture of seat.
5.	Uses objectionable, abusive or offensive language in the answer paper or in letters to the examiners or writes to the examiner requesting him to award pass marks.	Cancellation of the performance in that subject.
6.	Refuses to obey the orders of the Chief Superintendent/ Assistant – Superintendent / any officer on duty or misbehaves or creates disturbance of any kind in and around the examination hall or organizes a walk out or instigates others to walk out, or threatens the officer-in-charge or any person on duty in or outside the examination hall of any injury to his person or to any of his relations whether by words, either spoken or written or by signs or by visible representation, assaults the officer-in-charge, or any person on duty in or	In case of students of the college, they shall be expelled from examination halls and cancellation of their performance in that subject and all other subjects the candidate(s) has (have) already appeared and shall not be permitted to appear for the remaining examinations of the subjects of that semester/year. The candidates also are debarred and forfeit their seats. In case of outsiders, they will be handed over to the police and a police case is registered against them.

	<p>outside the examination hall or any of his relations, or indulges in any other act of misconduct or mischief which result in damage to or destruction of property in the examination hall or any part of the College campus or engages in any other act which in the opinion of the officer on duty amounts to use of unfair means or misconduct or has the tendency to disrupt the orderly conduct of the examination.</p>	
7.	<p>Leaves the exam hall taking away answer script or intentionally tears of the script or any part thereof inside or outside the examination hall.</p>	<p>Expulsion from the examination hall and cancellation of performance in that subject and all the other subjects the candidate has already appeared including practical examinations and project work and shall not be permitted for the remaining examinations of the subjects of that semester/year. The candidate is also debarred for two consecutive semesters from class work and all University examinations. The continuation of the course by the candidate is subject to the academic regulations in connection with forfeiture of seat.</p>
8.	<p>Possess any lethal weapon or firearm in the examination hall.</p>	<p>Expulsion from the examination hall and cancellation of the performance in that subject and all other subjects the candidate has already appeared including practical examinations and project work and shall not be permitted for the remaining</p>



		examinations of the subjects of that semester/year. The candidate is also debarred and forfeits the seat.
9.	If student of the college, who is not a candidate for the particular examination or any person not connected with the college indulges in any malpractice or improper conduct mentioned in clause 6 to 8.	Student of the colleges expulsion from the examination hall and cancellation of the performance in that subject and all other subjects the candidate has already appeared including practical examinations and project work and shall not be permitted for the remaining examinations of the subjects of that semester/year. The candidate is also debarred and forfeits the seat. Person(s) who do not belong to the College will be handed over to police and, a police case will be registered against them.
10.	Comes in a drunken condition to the examination hall.	Expulsion from the examination hall and cancellation of the performance in that subject and all other subjects the candidate has already appeared including practical examinations and project work and shall not be permitted for the remaining examinations of the subjects of that semester/year.
11.	Copying detected on the basis of internal evidence, such as, during valuation or during special scrutiny.	Cancellation of the performance in that subject and all other subjects the candidate has appeared including practical examinations and project work of that semester/year examinations.
12.	If any malpractice is detected which is not covered in the above clauses 1 to 11 shall be reported to the University for further action to award suitable punishment.	

---

**Malpractices identified by squad or special invigilators**

1. Punishments to the candidates as per the above guidelines.
2. Punishment for institutions : (if the squad reports that the college is also involved in encouraging malpractices)
  - (i) A show cause notice shall be issued to the college.
  - (ii) Impose a suitable fine on the college.
  - (iii) Shifting the examination centre from the college to another college for a specific period of not less than one year.



# JAWAHARLAL NEHRU TECHNOLOGICAL UNIVERSITY: KAKINADA



KAKINADA-533003, Andhra Pradesh (India)






For Constituent Colleges and Affiliated Colleges of JNTUK

# Ragging

## Prohibition of ragging in educational institutions Act 26 of 1997

### Salient Features

- ⇒ Ragging within or outside any educational institution is prohibited.
- ⇒ Ragging means doing an act which causes or is likely to cause Insult or Annoyance of Fear or Apprehension or Threat or Intimidation or outrage of modesty or Injury to a student

	Imprisonment upto		Fine Upto
Teasing, Embarrassing and Humiliation	 6 Months	+	Rs. 1,000/-
Assaulting or Using Criminal force or Criminal intimidation	 1 Year	+	Rs. 2,000/-
Wrongfully restraining or confining or causing hurt	 2 Years	+	Rs. 5,000/-
Causing grievous hurt, kidnapping or Abducts or rape or committing unnatural offence	 5 Years	+	Rs.10,000/-
Causing death or abetting suicide	 10 Months	+	Rs. 50,000/-

In Case of Emergency CALL TOLL FREE NO. : 1800 - 425 - 1288

LET US MAKE JNTUK RAGGING FREE UNIVERSITY



# **JAWAHARLAL NEHRU TECHNOLOGICAL UNIVERSITY: KAKINADA**



**KAKINADA-533003, Andhra Pradesh (India)  
For Constituent Colleges and Affiliated Colleges of JNTUK**

# **Ragging**

## **ABSOLUTELY NO TO RAGGING**

1. Ragging is prohibited as per Act 26 of A.P. Legislative Assembly, 1997.
2. Ragging entails heavy fines and/or imprisonment.
3. Ragging invokes suspension and dismissal from the College.
4. Outsiders are prohibited from entering the College and Hostel without permission.
5. Girl students must be in their hostel rooms by 7.00 p.m.
6. All the students must carry their Identity Card and show them when demanded
7. The Principal and the Wardens may visit the Hostels and inspect the rooms any time.



**Jawaharlal Nehru Technological University Kakinada  
For Constituent Colleges and Affiliated Colleges of JNTUK**

In Case of Emergency CALL TOLL FREE NO. : 1800 - 425 - 1288

**LET US MAKE JNTUK A RAGGING FREE UNIVERSITY**

**DEPARTMENT OF MECHANICAL ENGINEERING****M.Tech Specialization: MACHINE DESIGN****I SEMESTER**

S.NO	SUBJECT	L	P	C
1	COMPUTATIONAL METHODS IN ENGINEERING	4	0	3
2	ADVANCED MECHANICS OF SOLIDS	4	0	3
3	ADVANCED MECHANISMS	4	0	3
4	MECHANICAL VIBRATIONS	4	0	3
5	DESIGN WITH ADVANCED MATERIALS	4	0	3
6	ELECTIVE – I DESIGN OF AUTOMOBILE SYSTEMS PRODUCT DESIGN GEOMETRIC MODELLING NON DESTRUCTIVE EVALUATION	4	0	3
7	MACHINE DYNAMICS LAB	0	4	2
	<b>TOTAL</b>			<b>20</b>

**II SEMESTER**

1	OPTIMIZATION AND RELIABILITY	4	0	3
2	EXPERIMENTAL STRESS ANALYSIS	4	0	3
3	FINITE ELEMENT METHOD	4	0	3
4	ELECTIVE – II	4	0	3
	FRACTURE MECHANICS			
	GEAR ENGINEERING			
	DESIGN FOR MANUFACTURING			
	CONTINUUM MECHANICS			
5	ELECTIVE - III TRIBOLOGY SIGNAL ANALYSIS AND CONDITION MONITORING COMPUTATIONAL FLUID DYNAMICS DESIGN SYNTHESIS	4	0	3
6	ELECTIVE-IV PRESSURE VESSEL DESIGN	4	0	3

	MECHANICS OF COMPOSITE MATERIALS MECHATRONICS THEORY OF PLASTICITY			
7	DESIGN PRACTICE LAB	0	6	4
	<b>TOTAL</b>			<b>22</b>

### III SEMESTER

S.NO.	SUBJECT	L	T	P	CREDITS
1	SEMINAR - I	0	0	3	2
2	COMPREHENSIVE VIVA VOCE				2
3	PROJECT - PART I				14
	<b>TOTAL</b>				<b>18</b>

### IV SEMESTER

S.NO.	SUBJECT	L	T	P	CREDITS
1	SEMINAR -II	0	0	3	2
2	PROJECT PART II & VIVA VOCE				18
	<b>TOTAL</b>				<b>20</b>

**SYLLABUS**

I – I	L	P	Credits
	4	-	3
<b>COMPUTATIONAL METHODS IN ENGINEERING</b>			

**UNIT – I****Introduction to numerical methods applied to engineering problems:**

Examples, solving sets of equations – Matrix notation – Determinants and inversion – Iterative methods – Relaxation methods – System of non-linear equations. Least square approximation, fitting of non-linear curves by least squares – regression analysis- multiple linear regression, non linear regression - computer programs.

**UNIT – II**

**Boundry value problems and charecteristic value problems:** Shooting method – Solution through a set of equations – Derivative boundary conditions – Rayleigh – Ritz method – Characteristic value problems.

**UNIT – III**

**Transformation Techniques:** Continuous fourier series, frequency and time domains, laplace transform, fourier integral and transform, discrete fourier transform (DFT), Fast fourier transform (FFT).

**UNIT – IV**

**Numerical solutions of partial differential equations:** Laplace's equations – Representations as a difference equation – Iterative methods for Laplace's equations – poisson equation – Examples – Derivative boundary conditions – Irregular and non – rectangular grids – Matrix patterns, sparseness – ADI method – Finite element method.

**UNIT – V**

**Partial differential equations:** Explicit method – Crank-Nickelson method – Derivative boundary condition – Stability and convergence criteria. Solving wave equation by finite differences-stability of numerical method –method of characteristics-wave equation in two space dimensions-computer programs.

---

**TEXT BOOKS:**

1. Steven C.Chapra, Raymond P.Canale “Numerical Methods for Engineers” Tata Mc-Graw Hill
2. Curtis F.Gerald, Partick.O.Wheatly,”Applied numerical analysis”Addison-Wesley,1989
3. Douglas J.Faires,Riched Burden”Numerical methods”, Brooks/Cole publishing company,1998.Second edition.

**REFERENCES:**

1. Ward Cheney and David Kincaid “Numerical mathematics and computing” Brooks/Cole publishing company1999, Fourth edition.
2. Riley K.F,. M.P.Hobson and Bence S.J,”Mathematical methods for physics and engineering”, Cambridge University press,1999.
3. Kreysis, Advanced Mathematics



I - I	L	P	Credits
	4	-	3
<b>ADVANCED MECHANICS OF SOLIDS</b>			

**UNIT-I**

Theories of stress and strain, Definition of stress at a point, stress notation, principal stresses, other properties, differential equations of motion of a deformable body, deformation of a deformable body, strain theory, principal strains, strain of a volume element, small displacement theory.

Stress –strain temperature relations: Elastic and non elastic response of a solid, first law of thermodynamics, Hooke’s Law, Anisotropic elasticity, Hooke’s Law, Isotropic elasticity, initiation of Yield, Yield criteria.

**UNIT-II**

**Failure criteria:** Modes of failure, Failure criteria, Excessive deflections, Yield initiation, fracture, Progressive fracture, (High Cycle fatigue for number of cycles  $N > 10^6$ ), buckling.

Application of energy methods: Elastic deflections and statically indeterminate members and structures: Principle of stationary potential energy, Castiglione’s theorem on deflections, Castiglione’s theorem on deflections for linear load deflection relations, deflections of statically determinate structures.

**UNIT-III**

**Unsymmetrical bending:** Bending stresses in Beams subjected to Nonsymmetrical bending; Deflection of straight beams due to nonsymmetrical bending.

**Curved beam theory:** Winkler Bach formula for circumferential stress – Limitations – Correction factors –Radial stress in curved beams – closed ring subjected to concentrated and uniform loads-stresses in chain links.

**UNIT-IV**

**Torsion :** Linear elastic solution; Prandtl elastic membrane (Soap-Film) Analogy; Narrow rectangular cross Section ;Hollow thin wall torsion members , multiple connected Cross Sections.

**UNIT-V**

**Contact stresses:** Introduction; problem of determining contact stresses; Assumptions on which a solution for contact stresses is based; Expressions for principal stresses; Method of computing contact stresses; Deflection of bodies in point contact; Stresses for two bodies in contact over narrow rectangular area (Line contact), Loads normal to area; Stresses for two bodies in line contact, Normal and Tangent to contact area.

**TEXTBOOKS:**

1. Advanced Mechanics of materials by Boresi & Sidebottom-Wiely International.
2. Theory of elasticity by Timoschenko S.P. and Goodier J.N. McGraw-Hill Publishers 3<sup>rd</sup> Edition
3. Advanced Mechanics of Solids, L.S Srinath

**REFERENCES:**

1. Advanced strength of materials by Den Hortog J.P.
2. Theory of plates – Timoshenko.
3. Strength of materials & Theory of structures (Vol I & II) by B.C Punmia
4. Strength of materials by Sadhu singh

I - I	L	P	Credits
	4	-	3
<b>ADVANCED MECHANISMS</b>			

**UNIT-I**

**Introduction:** Elements of Mechanisms; Mobility Criterion for Planar mechanisms and manipulators; Mobility Criterion for spatial mechanisms and manipulators. Spherical mechanisms-spherical trigonometry.

**UNIT-II**

**Advanced Kinematics of plane motion- I:** The Inflection circle ; Euler – Savary Equation; Analytical and graphical determination of  $d_i$ ; Bobillier’s Construction ;Collineation axis ; Hartmann’s Construction; Inflection circle for the relative motion of two moving planes; Application of the Inflection circle to kinematic analysis.

**Advanced Kinematics of plane motion - II:** Polode curvature; Hall’s Equation; Polode curvature in the four bar mechanism; coupler motion; Relative motion of the output and input links; Determination of the output angular acceleration and its Rate of change; Freudenstein’s collineation –axis theorem; Carter –Hall circle; The circling – point curve for the Coupler of a four bar mechanism.

**UNIT-III**

**Introduction to Synthesis-Graphical Methods - I:** The Four bar linkage; Guiding a body through Two distinct positions; Guiding a body through Three distinct positions; The Rotocenter triangle ; Guiding a body through Four distinct positions; Burmester’s curve.

**Introduction to Synthesis-Graphical Methods - II:** Function generation-General discussion; Function generation: Relative –rotocenter method, Overlay’s method, Function generation- Velocity – pole method; Path generation: Hrones’s and Nelson’s motion Atlas, Roberts’s theorem.

**UNIT-IV**

**Introduction to Synthesis - Analytical Methods:** Function Generation: Freudenstien’s equation, Precision point approximation, Precision – derivative approximation; Path Generation: Synthesis of Four-bar

Mechanisms for specified instantaneous condition; Method of components; Synthesis of Four-bar Mechanisms for prescribed extreme values of the angular velocity of driven link; Method of components.

## UNIT – V

**Manipulator kinematics :** D-H transformation matrix ; Direct and Inverse kinematic analysis of Serial manipulators: Articulated ,spherical & industrial robot manipulators- PUMA, SCARA, STANFORD ARM, MICROBOT.

### TEXT BOOKS:

1. Jeremy Hirschhorn, Kinematics and Dynamics of plane mechanisms, McGraw-Hill, 1962.
2. L.Sciavicco and B.Siciliano, Modelling and control of Robot manipulators, Second edition, Springer - Verlag, London, 2000.
3. Amitabh Ghosh and Ashok Kumar Mallik, Theory of Mechanisms and Machines. E. W. P. Publishers.

### REFERENCE BOOKS:

1. Allen S. Hall Jr., Kinematics and Linkage Design, PHI, 1964.
2. J.E Shigley and J.J . Uicker Jr., Theory of Machines and Mechanisms , McGraw-Hill, 1995.
3. Joseph Duffy, Analysis of mechanisms and Robot manipulators, Edward Arnold, 1980

I - I	L	P	Credits
	4	-	3
<b>MECHANICAL VIBRATIONS</b>			

## UNIT I

**Single degree of Freedom systems:** Undamped and damped free vibrations, forced vibrations ; coulomb damping; Response to harmonic excitation; rotating unbalance and support excitation, Vibration isolation and transmissibility, Response to Non Periodic Excitations, unit Impulse, unit step and unit Ramp functions; response to arbitrary excitations, The Convolution Integral; shock spectrum; System response by the Laplace Transformation method.

## UNIT-II

**Multi degree freedom systems:** Principal modes – undamped and damped free and forced vibrations ; undamped vibration absorbers, Matrix formulation, stiffness and flexibility influence coefficients; Eigen value problem; normal modes and their properties; Free and forced vibration by Modal analysis; Method of matrix iteration; Torsional vibrations of multi – rotor systems and geared systems; Discrete-Time systems.

## UNIT-III

**Numerical Methods:** Rayleigh's, Stodola's, Matrix iteration, Rayleigh-Ritz Method and Holzer's methods

## UNIT-IV

**Experimental Methods:** Vibrometers, velocity meters & accelerometers

## UNIT V

**Application of concepts:** Free vibration of strings – longitudinal oscillations of bars-transverse vibrations of beams- Torsional vibrations of shafts, Critical speeds without and with damping, secondary critical speed.

**TEXT BOOKS:**

1. Elements of Vibration Analysis by Meirovitch.
2. Mechanical Vibrations by G.K. Groover.

**REFERENCES:**

1. Vibrations by W.T. Thomson
2. Mechanical Vibrations – Schaum series.
3. Vibration problems in Engineering by S.P. Timoshenko.
4. Mechanical Vibrations – V.Ram Murthy.

I - I	L	P	Credits
	4	-	3
<b>DESIGN WITH ADVANCED MATERIALS</b>			

**UNIT-I**

Fundamentals of material science: Elasticity in metals and polymers, mechanism of plastic deformation, role of dislocations, yield stress, shear strength of perfect and real crystals, strengthening mechanism, work hardening, solid solution, grain boundary strengthening.

Poly phase mixture, precipitation, particle, fiber and dispersion strengthening, effect of temperature, strain and strain rate on plastic behavior, super plasticity, deformation of non crystalline material.

**UNIT-II**

Motivation of selection, cost basis and service requirements, selection for mechanical properties, strength, toughness, fatigue and creep, use of material property charts for material selection.

**UNIT-III**

Modern metallic Materials: Dual phase steels, micro alloyed, high strength low alloy (HSLA) Steel, maraging steel, intermetallics, Ni and Ti aluminides, super alloys.

**UNIT-IV**

Non metallic materials: Polymeric materials and their molecular structures, production techniques for fibers, foams, adhesives and coatings, structure, properties and applications of engineering polymers. composites; Introduction, reinforcement, types of composite materials, - properties, processing and application of composite materials.

**UNIT-V**

Smart materials, shape memory alloys, metallic glass, quasi crystal and nano crystalline materials.

**TEXT BOOKS:**

1. Mechanical behavior of materials/Thomas H.Courtney/2<sup>nd</sup> Edition, McGraw-Hill, 2000
2. Mechanical Metallurgy/George E.Dieter/McGraw Hill, 1998
3. Material selction in mechanical design by M.F Ashby. Bott

**REFERENCES:**

1. Selection and use of Engineering Materials 3e/Charles J.A/Butterworth Heiremann.

I - I	L	P	Credits
	4	-	3
<b>(ELECTIVE -I)</b>			
<b>DESIGN OF AUTOMOBILE SYSTEMS</b>			

**UNIT-I**

Conceptual design of automobiles: body shape definition based on aerodynamic structure safety, sub - systems integration considerations, road load analysis, transmission of road loads to structure.

**UNIT-II**

Detail design of structural elements, load analysis for different vehicles, safety consideration, design for bending, torsion conditions, criteria for toppling, based on cornering loads.

**UNIT-III**

Suspension system integration with vehicle for ride comfort, methods of mounting suspension and power train systems.

**UNIT-IV**

Driver cabin/seat design, design of control systems based on ergonomics, anthropometry, human factors engineering considerations.

**UNIT-V**

Safety aspects of automobiles, devices, energy absorbing systems, crash worthiness, legislation relating to safety, vehicle performance requirements, sub systems packaging and verification of vehicle performance through testing(lab, field testing).

**TEXTBOOKS**

1. Donald E.Males, Fundamentals of automobile body structure design(R-394), SAE2011
2. W.F.Milliker,D.L.Milliker,Maurice Olly, Chassis design: principles and analysis(R-206)SAE2002
3. J.H Smith, Modern Vehicle System Design



I - I	L	P	Credits
	4	-	3
<b>(ELECTIVE -I) PRODUCT DESIGN</b>			

**UNIT-I**

**Product Design Process:** Design Process Steps, Morphology of Design, Problem Solving and Decision Making: Problem-Solving Process, Creative Problem Solving, Invention, Brainstorming, Morphological Analysis, Behavioral Aspects of Decision Making, Decision Theory, Decision Matrix, Decision Trees.

**Modeling and Simulation:** Triz, Role of Models in Engineering Design, Mathematical Modeling, Similitude and Scale Models, Computer Simulation, Geometric Modeling on Computer, Finite-Element Analysis.

**UNIT-II****Product management:**

The operation of product management: Customer focus of product management , product planning process, Levels of strategic planning, Wedge analysis, Opportunity search, Product life cycle, Life cycle theory and practice.

Product development: Managing new products, Generating ideas, Sources of product innovation, Selecting the best ideas, The political dimension of product design, Managing the product launch and customer feedback.

Product managers and manufacturing: The need for effective relationships, The impact of manufacturing processes on product decisions, Prototype planning,, Productivity potentials, Management of product quality, Customer service levels.

**UNIT- III**

**Risk and Reliability:** Risk and Society, Hazard Analysis, Fault Tree Analysis.

**Failure Analysis and Quality:** Causes of Failures, Failure Modes, Failure

Mode and Effect Analysis, FMEA Procedure, Classification of Severity, Computation of Criticality Index, Determination of Corrective Action, Sources of Information, Copyright and Copying, Patent Literature.

#### **UNIT- IV**

Product Testing; thermal, vibration, electrical, and combined environments, temperature testing, vibration testing, test effectiveness. Accelerated testing and data analysis, accelerated factors. Weibull probability plotting, testing with censored data .

#### **UNIT- V**

Design For Maintainability: Maintenance Concepts and Procedures, Component Reliability, Maintainability and Availability, Fault Isolation in design and Self-Diagnostics.

Product Design for Safety, Product Safety and User Safety Concepts, Examples of Safe Designs.

Design Standardization and Cost Reduction: Standardization Methodology, Benefits of Product Standardization; International, National, Association and Company Level Standards; Parts Modularization

#### **TEXT BOOKS**

- 1 Engineering Design , George E. Dieter, McGRAW-HILL
2. Product Integrity and Reliability in Design, John W. Evans and Jillian Y. Evans, Springer Verlag
3. The Product Management Handbook, Richard S. Handscombe, McGRAW-HILL
4. New Product Design, Ulrich Eppinger
5. Product Design, Kevin Otto.

I - I	L	P	Credits
	4	-	3
<b>(ELECTIVE -I)</b> <b>GEOMETRIC MODELING</b>			

**UNIT -I**

**Introduction:** Definition, Explicit and implicit equations, parametric equations.

**UNIT -II**

**Cubic Splines-1:** Algebraic and geometric form of cubic spline, tangent vectors, parametric space of a curve, blending functions, four point form, reparametrization, truncating and subdividing of curves. Graphic construction and interpretation, composite pc curves.

**UNIT -III**

**Bezier Curves:** Bernstein basis, equations of Bezier curves, properties, derivatives.

**B-Spline Curves:** B-Spline basis, equations, knot vectors, properties and derivatives.

**UNIT -IV**

**Surfaces:** Bicubic surfaces, Coon's surfaces, Bezier surfaces, B-Spline surfaces, surfaces of revolutions, Sweep surfaces, ruled surfaces, tabulated cylinder, bilinear surfaces, Gaussian curvature.

**UNIT -V**

**Solids:** Tricubic solid, Algebraic and geometric form.

**Solid modeling concepts:** Wire frames, Boundary representation, Half space modeling, spatial cell, cell decomposition, classification problem.

**TEXT BOOKS:**

1. CAD/CAM by Ibrahim Zeid, Tata McGraw Hill.
2. Elements of Computer Graphics by Roger & Adams Tata McGraw Hill.

**REFERENCES:**

1. Geometric Modeling by Micheal E. Mortenson, McGraw Hill Publishers
2. Computer Aided Design and Manufacturing, K.Lalit Narayan, K.Mallikarjuna Rao, MMM Sarcar, PHI Publishers

I - I	L	P	Credits
	4	-	3
<b>(ELECTIVE I)</b>			
<b>NON - DESTRUCTIVE EVALUATION</b>			

**UNIT - I**

**General Methods:** Flaw Detection Using Dye Penetrants. Magnetic Particle Inspection, introduction to electrical impedance, Principles of Eddy Current testing, Flaw detection using eddy currents.

**UNIT - II**

**X-Ray Radiography:** The Radiographic process, X-Ray and Gamma-ray sources, Geometric Principles, Factors Governing Exposure, Radiographic screens, Scattered radiation, Arithmetic of exposure, Radiographic image quality and detail visibility, Industrial X-Ray films, Fundamentals of processing techniques, Process control, The processing Room, Special Processing techniques, Paper Radiography, Sensitometric characteristics of x-ray films, Film graininess signal to noise ratio in radiographs, The photographic latent image, Radiation Protection.

**UNIT - III**

Generation of ultrasonic waves, Horizontal and shear waves, Near field and far field acoustic wave description, Ultrasonic probes- straight beam, direct contact type, Angle beam, Transmission/reflection type, and delay line transducers, acoustic coupling and media, Transmission and pulse echo methods, A-scan, B-scan, C-scan, F-scan and P-scan modes, Flaw sizing in ultrasonic inspection: AVG, Amplitude, Transmission, TOFD, Satellite pulse, Multi-modal transducer, Zonal method using focused beam. Flaw location methods, Signal processing in Ultrasonic NDT; Mimics, spurious echos and noise. Ultrasonic flaw evaluation.

**UNIT - IV**

**Holography:** Principles and practices of Optical holography, acoustical, microwave, x-ray and electron beam holography techniques.

---

**UNIT – V**

**Applications:** NDT in flaw analysis of Pressure vessels, piping, NDT in Castings, Welded constructions, etc., Case studies.

**TEXT BOOKS:**

1. Ultrasonic testing by Krautkramer and Krautkramer
2. Ultrasonic inspection 2 Training for NDT : E. A. Gingle, Prometheus Press,
3. ASTM Standards, Vol 3.01, Metals and alloys

I - I	L	P	Credits
	-	4	2
<b>MACHINE DYNAMICS LABORATORY</b>			

**EXPERIMENTS:**

1. Determination of damped natural frequency of vibration of the vibrating system with different viscous oils
2. Determination of steady state amplitude of a forced vibratory system
3. Static balancing using steel balls
4. Determination of the magnitude and orientation of the balancing mass in dynamic balancing
5. Field balancing of the thin rotors using vibration pickups.
6. Determination of the magnitude of gyroscopic couple, angular velocity of precession, and representation of vectors.
7. Determination of natural frequency of given structure using FFT analyzer
8. Diagnosis of a machine using FFT analyzer.
9. Direct kinematic analysis of a robot
10. Inverse kinematic analysis of a robot
11. An experiment on friction, wear, pin-on-disc
12. An experiment on stress intensity factors / fatigue, fracture
13. Modal analysis of beams and plates

I – II	L	P	Credits
	4	-	3
<b>(ELECTIVE – IV)</b> <b>OPTIMIZATION AND RELIABILITY</b>			

**UNIT-I**

**CLASSICAL OPTIMIZATION TECHNIQUES:** Single variable optimization with and without constraints, multi – variable optimization without constraints, multi – variable optimization with constraints – method of Lagrange multipliers, Kuhn-Tucker conditions.

**UNIT-II**

**NUMERICAL METHODS FOR OPTIMIZATION:** Nelder Mead’s Simplex search method, Gradient of a function, Steepest descent method, Newton’s method, types of penalty methods for handling constraints.

**UNIT-III**

**GENETIC ALGORITHM (GA):** Differences and similarities between conventional and evolutionary algorithms, working principle, reproduction, crossover, mutation, termination criteria, different reproduction and crossover operators, GA for constrained optimization, draw backs of GA,

**GENETIC PROGRAMMING (GP):** Principles of genetic programming, terminal sets, functional sets, differences between GA & GP, random population generation, solving differential equations using GP.

**MULTI-OBJECTIVE GA:** Pareto’s analysis, Non-dominated front, multi – objective GA, Non-dominated sorted GA, convergence criterion, applications of multi-objective problems .

**UNIT-IV**

**APPLICATIONS OF OPTIMIZATION IN DESIGN AND MANUFACTURING SYSTEMS:** Some typical applications like optimization of path synthesis of a four-bar mechanism, minimization of weight of a cantilever beam, optimization of springs and gears, general optimization model of a machining process, optimization of arc welding

parameters, and general procedure in optimizing machining operations sequence.

## **UNIT V**

**RELIABILITY:** Concepts of Engineering Statistics, risk and reliability, probabilistic approach to design, reliability theory, design for reliability, hazard analysis.

### **TEXT BOOKS:**

1. Optimization for Engineering Design – Kalyanmoy Deb, PHI Publishers
2. Engineering Optimization – S.S.Rao, New Age Publishers

### **REFERENCES:**

1. Genetic algorithms in Search, Optimization, and Machine learning – D.E.Goldberg, Addison-Wesley Publishers
2. Multi objective Genetic algorithms - Kalyanmoy Deb, PHI Publishers
3. Optimal design – Jasbir Arora, Mc Graw Hill (International) Publishers
4. An Introduction to Reliability and Maintainability Engineering by CE Ebeling, Waveland Printers Inc., 2009
5. Reliability Theory and Practice by I Bazovsky, Dover Publications, 2013



I – II	L	P	Credits
	4	-	3
<b>EXPERIMENTAL STRESS ANALYSIS</b>			

### UNIT – I

**Introduction:** Stress, strain, Plane stress and plane strain conditions, Compatibility conditions. Problems using plane stress and plane strain conditions, stress functions, mohrs circle for stress strain, Three-dimensional stress strain relations.

### UNIT – II

**Strain Measurement and Recordings:** Various types of strain gauges, Electrical Resistance strain gauges, semiconductor strain gauges, strain gauge circuits. Introduction, static recording and data logging, dynamic recording at very low frequencies, dynamic recording at intermediate frequencies, dynamic recording at high frequencies, dynamic recording at very high frequencies, telemetry systems.

### UNIT – III

**Photo elasticity:** Photo elasticity – Polariscope – Plane and circularly polarized light, Bright and dark field setups, Photo elastic materials – Isochromatic fringes – Isoclinics

**Three dimensional Photo elasticity :** Introduction, locking in model deformation, materials for three-dimensional photo elasticity, machining cementing and slicing three-dimensional models, slicing the model and interpretation of the resulting fringe patterns, effective stresses, the shear-difference method in three dimensions, applications of the Frozen-stress method, the scattered-light method.

### UNIT – IV

**Brittle coatings:** Introduction, coating stresses, failure theories, brittle coating crack patterns, crack detection, ceramic based brittle coatings, resin based brittle coatings, test procedures for brittle coatings analysis, calibration procedures, analysis of brittle coating data.

**Moire Methods:** Introduction, mechanism of formation of Moire fringes, the geometrical approach to Moire-Fringe analysis, the displacement

field approach to Moire-Fringe analysis, out of plane displacement measurements, out of plane slope measurements, sharpening and multiplication of Moire-Fringes, experimental procedure and techniques.

## **UNIT – V**

### **Birefringent Coatings**

Introduction, Coating stresses and strains, coating sensitivity, coating materials, application of coatings, effects of coating thickness, Fringe-order determinations in coatings, stress separation methods.

### **TEXT BOOKS:**

1. Theory of Elasticity by Timoshenke and Goodier Jr
2. Experimental stress analysis by Dally and Riley, Mc Graw-Hill

### **REFERENCES:**

1. A treatise on Mathematical theory of Elasticity by LOVE .A.H
2. Photo Elasticity by Frocht
3. Experimental stress analysis, Video course by K.Ramesh / NPTEL

I – II	L	P	Credits
	4	-	3
<b>FINITE ELEMENT METHOD</b>			

**UNIT-I**

**Formulation Techniques:** Methodology, Engineering problems and governing differential equations, finite elements., Variational methods-potential energy method, Raleigh Ritz method, strong and weak forms, Galerkin and weighted residual methods, calculus of variations, Essential and natural boundary conditions.

**UNIT-II**

**One-dimensional elements:** Bar, trusses, beams and frames, displacements, stresses and temperature effects.

**UNIT-III**

**Two dimensional problems:** CST, LST, four noded and eight noded rectangular elements, Lagrange basis for triangles and rectangles, serendipity interpolation functions. Axisymmetric Problems: Axisymmetric formulations, Element matrices, boundary conditions. Heat Transfer problems: Conduction and convection, examples: - two-dimensional fin.

**UNIT-IV**

**Isoparametric formulation:** Concepts, sub parametric, super parametric elements, numerical integration, Requirements for convergence, h-refinement and p-refinement, complete and incomplete interpolation functions, pascal's triangle, Patch test.

**UNIT-V**

Finite elements in Structural Analysis: Static and dynamic analysis, eigen value problems, and their solution methods, case studies using commercial finite element packages.

**TEXT BOOK:**

1. Finite element methods by Chandrubatla & Belagondu.

**REFERENCES:**

1. J.N. Reddy, Finite element method in Heat transfer and fluid dynamics, CRC press, 1994
2. Zienkiwicz O.C. & R. L. Taylor, Finite Element Method, McGraw-Hill, 1983.
3. K. J. Bathe, Finite element procedures, Prentice-Hall, 1996

I – II	L	P	Credits
	4	-	3
<b>(ELECTIVE II)</b> <b>FRACTURE MECHANICS</b>			

**UNIT-I**

**Introduction:** Prediction of mechanical failure. Macroscopic failure modes; brittle and ductile behaviour. Fracture in brittle and ductile materials – characteristics of fracture surfaces; inter-granular and intra-granular failure, cleavage and micro-ductility, growth of fatigue cracks, The ductile/brittle fracture transition temperature for notched and unnotched components. Fracture at elevated temperature.

**UNIT-II**

**Griffiths analysis:** Concept of energy release rate,  $G$ , and fracture energy,  $R$ . Modification for ductile materials, loading conditions. Concept of  $R$  curves.

**Linear Elastic Fracture Mechanics, (LEFM).** Three loading modes and the state of stress ahead of the crack tip, stress concentration factor, stress intensity factor and the material parameter the critical stress intensity factor, crack tip plasticity, effect of thickness on fracture toughness.

**UNIT-III**

**Elastic-Plastic Fracture Mechanics; (EPFM).** The definition of alternative failure prediction parameters, Crack Tip Opening Displacement, and the  $J$  integral. Measurement of parameters and examples of use.

**UNIT-IV**

**Fatigue:** definition of terms used to describe fatigue cycles, High Cycle Fatigue, Low Cycle Fatigue, mean stress  $R$  ratio, strain and load control.  $S-N$  curves. Goodmans rule and Miners rule. Micromechanisms of fatigue damage, fatigue limits and initiation and propagation control, leading to a consideration of factors enhancing fatigue resistance. Total life and damage tolerant approaches to life prediction.

---

**UNIT-V**

**Creep deformation:** the evolution of creep damage, primary, secondary and tertiary creep. Micro-mechanisms of creep in materials and the role of diffusion. Ashby creep deformation maps. Stress dependence of creep – power law dependence. Comparison of creep performance under different conditions – extrapolation and the use of Larson-Miller parameters. Creep-fatigue interactions. Examples.

**TEXTBOOKS**

1. T.L. Anderson, Fracture Mechanics Fundamentals and Applications, 2nd Ed. CRC press, (1995)
2. B. Lawn, Fracture of Brittle Solids, Cambridge Solid State Science Series 2nd ed 1993.
3. J.F. Knott, Fundamentals of Fracture Mechanics, Butterworths (1973)
4. J.F. Knott, P Withey, Worked examples in Fracture Mechanics, Institute of Materials.
5. H.L. Ewald and R.J.H. Wanhill Fracture Mechanics, Edward Arnold, (1984).
6. S. Suresh, Fatigue of Materials, Cambridge University Press, (1998)
7. L.B. Freund and S. Suresh, Thin Film Materials Cambridge University Press, (2003).
8. G. E. Dieter, Mechanical Metallurgy, McGraw Hill, (1988)
9. D.C. Stouffer and L.T. Dame, Inelastic Deformation of Metals, Wiley (1996)
10. F.R.N. Nabarro, H.L. deVilliers, The Physics of Creep, Taylor and Francis, (1995)

I – II	L	P	Credits
	4	-	3
<b>(ELECTIVE II)</b> <b>GEAR ENGINEERING</b> <b>(PSG Design data Book is allowed)</b>			

### UNIT – I

Introduction: Principles of gear tooth action, Generation of Cycloid and Involute gears, Involutometry, gear manufacturing processes and inspection, gear tooth failure modes, stresses, selection of right kind of gears.

### UNIT – II

Spur Gears, Helical gears, Bevel gears and worm gears, Tooth loads, Principles of Geometry, Design considerations and methodology, Complete design of spur gear teeth considering Lewis beam strength, Buckingham's dynamic load and wear load, Design of gear shaft and bearings.

### UNIT – III

Gear trains: Simple, compound and epicyclic gear trains, Ray diagrams, Design of a gear box of an automobile, Design of gear trains from the propeller shafts of airplanes for auxiliary systems.

### UNIT – IV

Gear failures

Analysis of gear tooth failures, Nomenclature of gear tooth wear and failure, tooth breakage, pitting, scoring, wear, overloading, gear-casing problems, lubrication failures

### UNIT – V

**Optimal Gear design:** Optimization of gear design parameters, Weight minimization, Constraints in gear train design-space, interference, strength, dynamic considerations, rigidity etc. Compact design of gear trains, multi objective optimization of gear trains. Application of Traditional and non-traditional optimization techniques

**TEXT BOOKS:**

1. Maleev and Hartman, Machine Design, C.B.S. Publishers, India.
2. Henry E.Merrit, Gear engineering , Wheeler publishing, Allahabad, 1992.
3. Practical Gear design by Darle W. Dudley, McGraw-Hill book company

**REFERENCES:**

1. Earle Buckingham, Analytical mechanics of gears, Dover publications, New York, 1949.
2. G.M.Maitha, Hand book of gear design, Tata Mc.Graw Hill publishing company Ltd., New Delhi, 1994.

I – II	L	P	Credits
	4	-	3
<b>(ELECTIVE II)</b>			
<b>DESIGN FOR MANUFACTURING</b>			

**UNIT-I**

**Introduction:** Design philosophy-steps in design process-general design rules for manufacturability-basic principles of designing for economical production-creativity in design.

**UNIT-II**

**Machining processes:** Overview of various machining processes-general design rules for machining-dimensional tolerance and surface roughness-Design for machining – ease –redesigning of components for machining ease with suitable examples. General design recommendations for machined parts.

**UNIT-III**

**Metal casting:** Appraisal of various casting processes, selection of casting process,-general design considerations for casting-casting tolerance-use of solidification, simulation in casting design-product design rules for sand casting.

**UNIT-IV**

**Metal joining:** Appraisal of various welding processes, factors in design of weldments – general design guidelines-pre and post treatment of welds-effects of thermal stresses in weld joints-design of brazed joints. Forging: Design factors for forging – closed die forging design – parting lines of dies-drop forging die design – general design recommendations.

**UNIT-V**

**Extrusion & Sheet metal work:** Design guide lines extruded sections-design principles for punching, blanking, bending, deep drawing-Keeler Goodman forging line diagram – component design for blanking.

**Plastics:** Visco elastic and creep behavior in plastics-design guidelines for plastic components-design considerations for injection moulding – design guidelines for machining and joining of plastics.

**TEXT BOOKS:**

1. Design for manufacture, John cobert, Adisson Wesley. 1995
2. Design for Manufacture by Boothroyd,
3. Design for manufacture, James Bralla

**REFERENCE:**

1. ASM Hand book Vol.20



I – II	L	P	Credits
	4	-	3
<b>ELECTIVE II</b> <b>CONTINUUM MECHANICS</b>			

**UNIT – I**

**Tensor calculus:** Tensor calculus, Multi linear forms, Definition of Tensor over including vector spaces, Alternating tensors, determinants, orientation, tensor products, kinematics of deformations and motion, strain analysis, rotation of tensors, calculations of tensors, internal calculations of tensors and integral identities.

**UNIT – II**

Eulerian and Lagrangian description of a continuous, discrete systems, continua, physical quantities and their derivatives. Rigid body motion, Relation between continuum models and real materials.

**UNIT – III**

**Conservation laws in a continuum:** Mass conservation in Lagrangian and Eulerian frames, Conservation of momentum in Lagrangian and Eulerian frames.

**UNIT – IV**

Conservation in angular momentum in lagrengreen form. Conservation of energy in in Lagrangian and Eulerian frames. Strain and decomposition. Finite deformation, infinitesimal displacements

**UNIT - V**

Material frame indifference, Elastic Materials, Viscous fluids, linear viscoelasticity, case studies for metals and polymers.

**TEXTBOOK**

1. Continuous mechanics, George Backus, Samizdat Press, 1997

**REFERENCES:**

1. Mechanics of Continua, A.C. Eringen, 1962
2. Continuous Physics, Vol. 1, A.C. Eringen, 1967, Academic press
3. Introduction to Continuous Mechanics, B.L.N. Kennett
4. Quick introduction to Tensor analysis, R.Sharipov, 2004, Samizdat Press.
5. Non-linear continuum mech-win, SEACAS theory manuals part II, T.A.Laursen, S.W.Attaway and R.I.Zadoks

I – II	L	P	Credits
	4	-	3
<b>(ELECTIVE III)</b> <b>TRIBOLOGY</b>			

**UNIT – I**

**Introduction:** Nature of surfaces and contact-Surface topography-friction and wear mechanisms, wear maps, effect of lubricants- methods of fluid film formation.

**Lubrication:** Choice of lubricants, types of oil, Grease and solid lubricants- additives- lubrication systems and their selection.

**UNIT – II**

**Selection of rolling element bearings:** Nominal life, static and dynamic capacity-Equivalent load, probabilities of survival- cubic mean load-bearing mounting details, pre loading of bearings, conditioning monitoring using shock pulse method.

**UNIT – III**

**Hydrostatic Bearings:** Thrust bearings – pad coefficients- restriction-optimum film thickness-journal bearings – design procedure –Aerostatic bearings; Thrust bearings and Journal bearings – design procedure.

**UNIT – IV**

**Hydrodynamic bearings:** Fundamentals of fluid formation – Reynold's equation; Hydrodynamic journal bearings – Sommerfield number-performance parameters – optimum bearing with maximum load capacity – Friction – Heat generated and Heat dissipated. Hydrodynamic thrust bearings; Raimondi and Boyd solution for hydrodynamic thrust bearings- fixed tilting pads, single and multiple pad bearings-optimum condition with largest minimum film thickness.

**UNIT – V**

**Seals:** different type-mechanical seals, lip seals, packed glands, soft piston seals, Mechanical piston rod packing, labyrinth seals and throttling bushes, oil flinger rings and drain grooves – selection of mechanical seals.

**Failure of Tribological components:** Failure analysis of plain bearings, rolling bearings, gears and seals, wear analysis using soap and Ferrography.

**Dry rubbing Bearings:** porous metal bearings and oscillatory journal bearings – qualitative approach only.

**TEXT BOOKS:**

1. Rowe WW& O' Dionoghue, "Hydrostatic and Hybrid bearing design" Butterworths & Co. Publishers Ltd, 1983.
2. Collacott R.A., "Mechanical Fault diagnosis and condition monitoring", Chapman and Hall, London 1977.
3. Bernard J.Hamrock, "Fundamentals of fluid film lubricant", Mc Graw-Hill Co., 1994.

**REFERENCES:**

1. Neale MJ, (Editor) "Tribology hand Book" Neumann Butterworths, 1975.
2. Connor and Boyd JJO (Editors) "Standard hand book of lubrication engineers" ASLE, Mc Graw Hill Book & Co., 1968
3. Shigley J, E Charles, "Mechanical Engineering Design", McGraw Hill Co., 1989

I – II	L	P	Credits
	4	-	3
<b>(ELECTIVE III)</b> <b>SIGNAL ANALYSIS AND CONDITION</b> <b>MONITORING</b>			

**UNIT-I**

Introduction, Basic concepts. Fourier analysis. Bandwidth. Signal types. Convolution.

**Signal analysis:** Filter response time. Detectors. Recorders. Analog analyzer types.

**UNIT-II**

**PRACTICAL ANALYSIS OF STATIONARY SIGNALS:** Stepped filter analysis. Swept filter analysis. High speed analysis. Real-time analysis.

**UNIT-III**

**PRACTICAL ANALYSIS OF CONTINUOUS NON-STATIONARY SIGNALS:** Choice of window type. Choice of window length. Choice of incremental step. Practical details. Scaling of the results.

**UNIT-IV**

**PRACTICAL ANALYSIS OF TRANSIENTS:** Analysis as a periodic signal. Analysis by repeated playback (constant bandwidth). Analysis by repeated playback (variable bandwidth).

**UNIT-V**

**CONDITION MONITORING IN REAL SYSTEMS:** Diagnostic tools. Condition monitoring of two stage compressor. Cement mill foundation. I.D. fan. Sugar centrifugal. Cooling tower fan. Air separator. Preheater fan. Field balancing of rotors. ISO standards on vibrations, active, passive hybrid methods of condition monitoring

**TEST BOOK:**

1. Condition Monitoring of Mechanical Systems / Kolacat.

**REFERENCES:**

1. Frequency Analysis /R.B.Randall.
2. Mechanical Vibrations Practice with Basic Theory / V. Ramamurti/ Narosa Publishing House.
3. Theory of Machines and Mechanisms/ Amitabh Ghosh & AK Malik/ EWP

I – II	L	P	Credits
	4	-	3
<b>(ELECTIVE III)</b> <b>COMPUTATIONAL FLUID DYNAMICS</b>			

**UNIT – I**

**Introduction:** Finite difference method, finite volume method, finite element method, governing equations and boundary conditions, Derivation of finite difference equations.

**Solution methods:** Solution methods of elliptical equations – finite difference formulations, interactive solution methods, direct method with Gaussian elimination.

Parabolic equations-explicit schemes and Von Neumann stability analysis, implicit schemes, alternating direction implicit schemes, approximate factorization, fractional step methods, direct method with tridiagonal matrix algorithm.

**UNIT – II**

**Hyperbolic equations:** explicit schemes and Von Neumann stability analysis, implicit schemes, multi step methods, nonlinear problems, second order one-dimensional wave equations.

Burgers equations: Explicit and implicit schemes, Runge-Kutta method.

**UNIT – III**

**Formulations of incompressible viscous flows:** Formulations of incompressible viscous flows by finite difference methods, pressure correction methods, vortex methods.

**Treatment of compressible flows:** potential equation, Euler equations, Navier-stokes system of equations, flowfield-dependent variation methods, boundary conditions, example problems.

**UNIT – IV**

**Finite volume method:** Finite volume method via finite difference method, formulations for two and three-dimensional problems.

---

**UNIT – V**

**Standard variational methods:** Linear fluid flow problems, steady state problems, Transient problems.

**TEXTBOOK:**

1. Computational fluid dynamics, T. J.Chung, Cambridge University press,2002.

**REFERENCE:**

1. Text book of fluid dynamics, Frank Chorlton, CBS Publishers &distributors, 1985.

I – II	L	P	Credits
	4	-	3
<b>(ELECTIVE III) DESIGN SYNTHESIS</b>			

**UNIT – I**

Design process and methodologies of systematic design conceptual design variants and evaluation; Standardization and its exploitation in design.

**UNIT – II**

Tolerance from process and function; interchangeability and selective assembly; selection of fits for different design situations, surface finish, Load transmission, load equalization light weight and rigid constructions.

**UNIT – III**

Design of cast forged sheet metal parts and welded constructions, Machining considerations.

**UNIT – IV**

Design for assembly and dismantling; Modular constructions erection, operation inspection and maintenance considerations; Ergonomics Design of accuracy; Location pins and registers, Machining in assembly, adjustment, Backlash and Clearance adjustment.

**UNIT – V**

Problems formulation for design optimization Example illustration the various principles available design variants for some of the common basic functional requirements.

**TEXTBOOK:**

1. Engineering Design a material and processing approach/ George Dieter/ McGraw Hi8 ll international book company 1983

**REFERENCES:**

1. Engineering Design a systematic approach/ G. Phal W. Beitz/ Springer/ 3<sup>rd</sup> Edition
2. Mechanical Design Theory Methodology/ Manjula B. Waldron and Kenneth J. Waldron/ Springer Verlag New York 1996.

I – II	L	P	Credits
	4	-	3
<b>(ELECTIVE III)</b> <b>PRESSURE VESSEL DESIGN</b>			

**UNIT – I**

**Introduction:** Materials-shapes of Vessels-stresses in cylindrical, spherical and arbitrary, shaped shells, Cylindrical Vessels subjected to internal pressure, wind load, bending and torque for computation of pressure vessels-conical and tetrahedral vessels.

**UNIT – II**

**Theory of thick cylinders:** Shrink fit stresses in built up cylinders-auto fretting of thick cylinders, Thermal stresses in Pressure Vessels.

**UNIT – III**

**Theory of rectangular plates:** Pure bending-different edge conditions.

**Theory circular plates:** Simple supported and clamped ends subjected to concentrated and uniformly distributed loads-stresses from local loads, Design of dome bends, shell connections, flat heads and cone openings.

**UNIT – IV**

**Discontinuity stresses in pressure vessels:** Introduction, beam on an elastic foundation, infinitely long beam, semi infinite beam, cylindrical vessel under axially symmetrical loading, extent and significance of load deformations on pressure vessels, discontinuity stresses in vessels, stresses in a bimetallic joints, deformation and stresses in flanges.

**UNIT – V**

**Pressure vessel materials and their environment:** Introduction, ductile material tensile tests, structure and strength of steel, Leuder's lines, determination of stress patterns from plastic flow observations, behaviour of steel beyond the yield point, effect of cold work or strain



hardening on the physical properties of pressure vessel steels, fracture types in tension, toughness of materials, effect of neutron irradiation of steels, fatigue of metals, fatigue crack growth, fatigue life prediction, cumulative fatigue damage, stress theory of failure of vessels subject to steady state and fatigue conditions.

**TEXT BOOKS:**

1. Theory and design of modern Pressure Vessels by John F.Harvey, Van nostrand reihold company, New York.
1. Pressure Vessel Design and Analysis by Bickell, M.B.Ruizcs.

**REFERENCES:**

1. Process Equipment design- Beowll & Yound Ett.
2. Indian standard code for unfired Pressure vessels IS:2825.
3. Pressure Vessel Design Hand Book, Henry H.Bednar, P.E., C.B.S.Publishers, New Delhi.
4. Theory of plates and shells- Timoshenko & Noinosky.

I – II	L	P	Credits
	4	-	3
<b>(ELECTIVE IV)</b>			
<b>MECHANICS OF COMPOSITE MATERIALS</b>			

**UNIT-I**

Introduction to Composites: Introduction, Classification, matrix materials, reinforced matrix of composites

**UNIT-II**

Hooke's Law for a Two-Dimensional Angle Lamina, Engineering Constants of an Angle Lamina, Invariant Form of Stiffness and Compliance Matrices for an Angle Lamina Strength Failure Theories of an Angle Lamina : Maximum Stress Failure Theory Strength Ratio, Failure Envelopes, Maximum Strain Failure Theory , Tsai–Hill Failure Theory, Tsai–Wu Failure Theory, Comparison of Experimental Results with Failure Theories. Hygrothermal Stresses and Strains in a Lamina: Hygrothermal Stress–Strain Relationships for a Unidirectional Lamina, Hygrothermal Stress–Strain Relationships for an Angle Lamina

**UNIT-III**

Macromechanical Analysis of a Lamina :Introduction ,Definitions: Stress, Strain ,Elastic Moduli, Strain Energy. Hooke's Law for Different Types of Materials, Hooke's Law for a Two-Dimensional Unidirectional Lamina, Plane Stress Assumption, Reduction of Hooke's Law in Three Dimensions to Two Dimensions, Relationship of Compliance and Stiffness Matrix to Engineering Elastic Constants of a Lamina

**UNIT-IV**

Micromechanical Analysis of a Lamina :Introduction, Volume and Mass Fractions, Density, and Void Content, Evaluation of the Four Elastic Moduli, Strength of Materials Approach, Semi-Empirical Models ,Elasticity Approach, Elastic Moduli of Lamina with Transversely Isotropic Fibers, Ultimate Strengths of a Unidirectional Lamina, Coefficients of Thermal Expansion, Coefficients of Moisture Expansion  
**Macromechanical Analysis of Laminates:** Introduction , Laminate Code , Stress–Strain Relations for a Laminate, In-Plane and Flexural

---

Modulus of a Laminate , Hygrothermal Effects in a Laminate, Warpage of Laminates, hybrid laminates

**UNIT-V**

**Failure, Analysis, and Design of Laminates** : Introduction , Special Cases of Laminates, Failure Criterion for a Laminate, Design of a Laminated Composite, static analysis of laminated plates

**TEXT BOOKS:**

1. Engineering Mechanics of Composite Materials by Isaac and M Daniel, Oxford University Press, 1994.
2. B. D. Agarwal and L. J. Broutman, Analysis and performance of fibre Composites, Wiley- Interscience, New York, 1980.
3. Mechanics of Composite Materials, Second Edition (Mechanical Engineering), By Autar K. Kaw, Publisher: CRC

**REFERENCES:**

1. R. M. Jones, Mechanics of Composite Materials, Mc Graw Hill Company, New York, 1975.
2. L. R. Calcote, Analysis of Laminated Composite Structures, Van Nostrand Rainfold, New York, 1969.

I – II	L	P	Credits
	4	-	3
<b>(ELECTIVE IV)</b> <b>MECHATRONICS</b>			

**UNIT – I**

**Introduction:** Definition of Mechatronics products, design considerations and trade offs. Overview of Mechatronic products. Intelligent machine Vs Automatic machine economic and social justification.

**Actuators and drive systems:** Mechanical, Electrical, hydraulic drive systems, Characteristics of mechanical, Electrical, Hydraulic and pneumatic actuators and their limitations.

**UNIT – II**

**Motion Control:** Control parameters and system objectives, Mechanical Configurations, Popular control system configurations. S-curve, motor/load inertia matching, design with linear slides.

**Motion Control algorithms:** Significance of feed forward control loops, shortfalls, fundamentals concepts of adaptive and fuzzy – control. Fuzzy logic compensatory control of transformation and deformation non-linearity's.

**UNIT – III**

**Sensor interfacing:** Analog and digital sensors for motion measurement, digital transducers, human-Machine and machine-Machine inter facing devices and strategy.

**Architecture of intelligent machines:** Introduction to Microprocessor and programmable logic controls and identification of systems. System design classification, motion control aspects in design.

**UNIT – IV**

**Machine vision:** Feature and pattern recognition methods, concepts of perception and cognition in decision-making, basics of image processing, binary and grey scale images, sharpening and smoothening of images.

---

**UNIT – V**

**Micromechatronic Sytems:** Micro sensors, micro actuators, smart instrumentation, micro-fabrication methods – lithography, etching, micro-joining.

**TEXT BOOKS:**

1. "Designing intelligent machines", open university, London. Michel B.Histand and david G. Alciatore.
2. Introduction to Mechatronics and Measurement systems, Tata Mc Graw Hill.
3. C.W.desilva, " Control sensors and actuators, Prentice Hall.

I – II	L	P	Credits
	4	-	3
<b>(ELECTIVE IV)</b> <b>THEORY OF PLASTICITY</b>			

**UNIT – I**

**Introduction:** Modeling Uniaxial behavior in plasticity. Index notation, Cartesian tensors. Yield and failure criteria Stress, stress deviator tensors. Invariants, principal, mean stresses. Elastic strain energy. Mohr's representation of stress in 2 & 3 dimensions. Haigh-Westergaard stress space. Equilibrium equations of a body. Yield criteria: Tresca's, von Mises rules, Drucker-Prager criterion, anisotropic yield criteria.

**Strain at point:** Cauchy's formulae for strains, principal strains, principal shear strains, derivative strain tensor. Strain-displacement relationships. Linear elastic stress strain relations, Generalized Hooke's law, nonlinear elastic stress strain relations

**UNIT – II**

**Principle of virtual work and its rate forms:** Drucker's stability postulate, normality, convexity and uniqueness for an elastic solid. Incremental stress strain relations.

**Criteria for loading and unloading:** Elastic and plastic strain increment tensors, Plastic potential and flow rule associated with different Yield criteria, Convexity, normality and uniqueness considerations for elastic-plastic materials. Expansion of a thick walled cylinder.

**UNIT – III**

**Incremental stress strain relationships:** Prandtl-Reuss material model.  $J_2$  deformation theory, Drucker-Prager material, General Isotropic materials.

**Deformation theory of plasticity:** Loading surface, Hardening rules. Flow rule and Drucker's stability postulate. Concept of effective stress and effective strain, mixed hardening material. Problems.

**UNIT – IV**

**Finite element formulation for an elastic plastic matrix:** Numerical algorithms for solving non linear equations, Convergence criteria, Numerical implementations of the elastic plastic incremental constitutive relations

**UNIT – V**

**Bounding surface theory:** Uniaxial and multiaxial loading anisotropic material behaviour. Theorems of limit analysis : Statically admissible stress field and kinematically admissible velocity field. Upper and lower bound theorems, examples and problems.

**TEXTBOOK:**

1. Theory of Elasticity by S.P. Timoshenko & J.K Goodier, MGH

**REFERENCES:**

1. Plasticity for structural engineering W.F.Chen s and D.J.Han, Springer verlag-1987.
2. Mechanics of Materials –II, Victor E. Saouma.
3. Theory of plasticity, Sadhu Singh

I – II	L	P	Credits
	-	6	4
<b>DESIGN PRACTICE LABORATORY</b>			

### **I. Modeling**

1. Surface modeling
2. Solid modeling
3. Drafting
4. Assembling

### **II. Structural Analysis using any FEA Package** for different structures that can be discretised with 1-D,2-D & 3-D elements

1. Static Analysis
2. Modal Analysis
3. Harmonic Analysis
4. Spectrum Analysis
5. Buckling Analysis
6. Analysis of Composites
7. Fracture mechanics

### **III. Thermal Analysis using any FEA Package** for different structures that can be discretised with 1-D,2-D & 3-D elements

1. Steady state thermal analysis
2. Transient thermal analysis

### **IV. Transient analysis using any FEA Package** for different structures that can be discretised with 1-D,2-D & 3-D elements

### **V. Prudent Design – a case study**

### **REFERENCES:**

- User manuals of ANSYS package Version 9.0  
 I-DEAS Package Version 9.0